




MICROACTIVE ASAP[®] 2020 PLUS

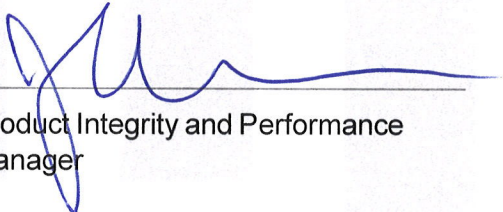
ACCELERATED SURFACE AREA AND POROSIMETRY SYSTEM

This Operator Training Checklist was reviewed and approved by:


Director, Quality Assurance


Director, Marketing


Service Manager - Americas


Product Integrity and Performance
Manager

This document, and specifications herein, is the property of Micromeritics. Do not reproduce or use in whole or in part without the written consent of Micromeritics.

OPERATOR TRAINING CHECKLIST

202-42875-03
Nov 2018
(Rev B)

ABOUT MICROMERITICS

Micromeritics Instruments Corporation is a leading global provider of solutions for material characterization with best-in-class instrumentation and application expertise in five core areas: density; surface area and porosity; particle size and shape; powder characterization; and catalyst characterization and process development. Founded in 1962, the company is headquartered in Norcross, Georgia, USA and has more than 300 employees worldwide. With a fully integrated operation that extends from a world class scientific knowledge base through to in-house manufacture, Micromeritics delivers an extensive range of high-performance products for academic research and industrial problem-solving. The implementation of tactical partnerships to incubate and deliver valuable new technologies exemplifies the company's holistic, customer-centric approach which extends to a cost-efficient contract testing laboratory – the Particle Testing Authority (PTA). The strategic acquisitions of Freeman Technology Ltd and Process Integral Development S.L. (PID Eng & Tech) reflect an ongoing commitment to optimized, integrated solutions in the industrially vital areas of powders and catalysis.

Freeman Technology (Tewkesbury, UK) brings market-leading powder characterization technology to Micromeritics' existing portfolio of particle characterization techniques. The result is a suite of products that directly supports efforts to understand and engineer particle properties to meet powder performance targets. With over 15 years of experience in powder testing, Freeman Technology specializes in systems for measuring the flow properties of powders. In combination with detailed application know-how these systems deliver unrivalled insight into powder behavior supporting development, formulation, scale-up, processing and manufacture across a wide range of industrial sectors.

PID Eng & Tech (Madrid, Spain) complements Micromeritics' renowned offering for catalyst characterization with technology for the measurement and optimization of catalytic activity, with a product range that extends to both standard and bespoke pilot scale equipment. Launched in 2003, PID Eng & Tech is a leading provider of automated, modular microreactor systems for the detailed investigation of reaction kinetics and yield. These products are supported by a highly skilled multidisciplinary team of engineers with in-depth expertise in the design, construction and operation of laboratory units and process scale-up.

The Particle Testing Authority (PTA) provides material characterization services for fine powders and solid materials using Micromeritics' instrumentation alongside complementary solutions from other vendors. With the certification and expertise to operate across a wide range of industries the PTA offering runs from single sample analysis to complex method development, method validation, new product assessment, and the analytical support required for large scale manufacturing projects. An experienced, highly trained team of scientists, engineers, and lab technicians works closely with every client to ensure that all analytical requirements are rapidly and responsively addressed.

Micromeritics has a strong global network with offices across the Americas, Asia, and Europe complemented by a dedicated team of distributors in additional locations. This ensures that local, knowledgeable support is available for every customer, in academia or industry. Micromeritics works across a truly diverse range of industries from oil processing, petrochemicals and catalysts, to food and pharmaceuticals, and at the forefront of characterization technology for next generation materials such as graphene, metal-organic-frameworks, nanocatalysts, and zeolites. Engineering solutions that work optimally for every user is a defining characteristic of the company.

1. OVERVIEW

This document contains a checklist to be used for training of MicroActive ASAP 2020 Plus system operators in standard and 21CFR11 environments. In each of the sections, place a check mark next to the items that were shown and discussed.

Section Number	Sections	Standard Users	Confirm Users
1	Overview	✓	✓
2	<i>Orientation on the next page</i>	✓	✓
3	<i>Confirm Administrators on page 9</i>		✓
4	<i>Verification on page 11</i>	✓	✓

2. ORIENTATION

- _____ 1. Table of Contents and Appendices
- _____ 2. Manual organization and conventions
- _____ 3. Equipment description
- _____ 4. Power up and power down sequence
- _____ 5. Analyzer and cable connections
- _____ 6. Purging of gas lines
- _____ 7. Sample tube choice, cleaning, handling, and assembly
- _____ 8. Trainee prepared sample tube
- _____ 9. Degasser connection (if applicable)
- _____ 10. Degas system
- _____ 11. Loading samples onto degas system
- _____ 12. Trainee allowed to load sample
- _____ 13. Menu structure
- _____ 14. Mouse and keyboard usage
- _____ 15. Trainee allowed time to become familiar with software operation
- _____ 16. Unit Configuration
- _____ 17. *Help* menu
- _____ 18. Libraries

METHODS CREATION

- _____ 1. Methods creation
- _____ 2. Methods used in sample information files

SAMPLE FILE AND PARAMETER FILE CREATION

Standard Environments and Confirm Developers

- _____ 1. File menu and sample information file structure
- _____ 2. Sample information file
- _____ 3. Sample tube file
- _____ 4. Degas conditions file
- _____ 5. Analysis conditions file
- _____ 6. Adsorptive properties file
- _____ 7. Report options file
- _____ 8. Available reports

Confirm Analysts

- _____ 1. File menu and sample information file structure in Basic option presentation
- _____ 2. Sample information file
- _____ 3. Sample tube file
- _____ 4. Degas conditions file
- _____ 5. Analysis conditions file
- _____ 6. Adsorptive properties file
- _____ 7. Report options file
- _____ 8. Available reports

SAMPLE ANALYSIS

PHYSICAL ADSORPTION

- _____ 1. Sample loaded onto degasser and degassing started
- _____ 2. Degassed sample unloading
- _____ 3. Sample tube installation
- _____ 4. Starting and viewing analysis
- _____ 5. Indicators, prompts, and valves
- _____ 6. Effect of alternative analysis conditions
- _____ 7. Adsorption dosing and equilibration
- _____ 8. Screen reporting of analysis in progress
- _____ 9. Vapor analysis

CHEMICAL ADSORPTION

- _____ 1. Sample tube installation
- _____ 2. Install chemical adsorption assembly and furnace.
- _____ 3. Starting and viewing an analysis
- _____ 4. Indicators, prompts, and valves
- _____ 5. Effect of alternative analysis conditions

ANALYSIS REPORTS

- _____ 1. Interactive reports
- _____ 2. Starting default reports
- _____ 3. Changing sample file report options
- _____ 4. Surface area and t-plot calculation adjustment
- _____ 5. User-defined reports
- _____ 6. Printed reports
- _____ 7. Example reports
- _____ 8. Calculations (internet location)

OPTIONS MENU

- _____ 1. *Options* menu
- _____ 2. Presentation display options
- _____ 3. Default method
- _____ 4. Manage libraries
- _____ 5. Units of measurement selections
- _____ 6. Graph options
- _____ 7. Service mode

DIAGNOSTICS

- _____ 1. Dashboard
- _____ 2. Show all readings
- _____ 3. Diagnostics tests

TROUBLESHOOTING AND MAINTENANCE

- _____ 1. Error messages (internet location)
- _____ 2. Preventive maintenance procedures
- _____ 3. Analysis port filter replacement
- _____ 4. Reference material analysis details and analysis frequency
- _____ 5. Connecting gas cylinders
- _____ 6. System calibration

RETURNED GOODS AND PARTS ORDERING

- _____ 1. Returned goods policy
- _____ 2. Parts and accessories

WARRANTY STATEMENT

- _____ 1. Warranty policy

3. CONFIRM ADMINISTRATORS

GROUPS AND USER ACCOUNTS

- _____ 1. Enter Confirm user accounts
- _____ 2. Modify Confirm user accounts
- _____ 3. Create Confirm groups
- _____ 4. Add Confirm members to groups

LOCK AND UNLOCK THE APPLICATION

- _____ 1. Lock and unlock the application

PASSWORD ADMINISTRATION

- _____ 1. Change password settings

4. VERIFICATION

_____ All items on the Operator Training Checklist completed? (Enter **Yes** or **No**)

Name of trainer: _____

Date of training: _____

Company address: _____

Analyzer name: _____

Analyzer serial number: _____

The following section is to be completed by the primary operator trained during this session. Please complete to acknowledge that installation training has been carried out to your satisfaction.

Operator verifying completion of training: _____

Date signed: _____

Operator's title: _____

Operator's phone number: _____